



THS-50-ZHV High Velocity Air Handler

Job Name		Contractor	
Location		Distributor	
Engineer		Date	
Submitted to		Model	THS-50-ZHV
Schedule ID			

Specification	THS-50-ZHV
Btu Heating @180 F EWT	58.31 kbtu/h
Btu Heating @160 F EWT	47.50 kbtu/h
Btu Heating @140 F EWT	36.76 MBH
Btu Heating @120 F EWT	26.10 MBH
Rated water flow (GPM)	5
Piping connection, Copper (inch)	3/4
CFM @ 1.5" external static pressure	601
DX Cooling Capacity Ton* (Suggested)	1-2
Recommended filter size	16x20
Cabinet Size W x D x H (in)	17x17x34
Supply Air opening W x D (in)	14.5x14.5
Return Air Opening W x D (in)	14x14.25
Supply voltage	115/60/1
Fan motor (hp)	1/2
FLA	6.4
MCA	8.94
MOP	15
Shipping weight (lb)	84
Shipping Dimensions (WxDxH in)	18x19x35

* select motor speed to match condenser requirements

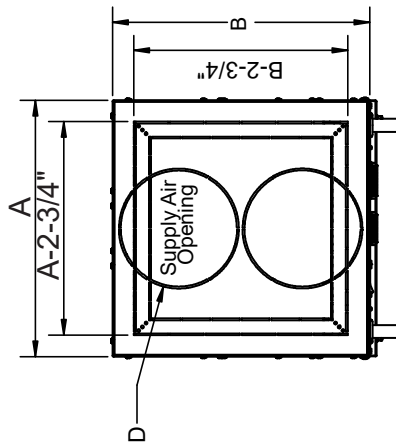
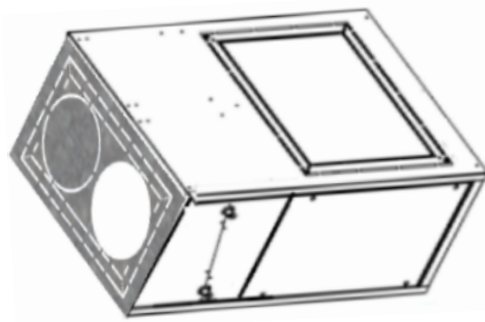
Features:

The **THS-50-ZHV** is a High Efficiency Hydronic High Velocity Air Handler, Designed with Radiant High Velocity Duct/Fittings and Radiant Zone Dampers **THS-2ZHV** for 2 Independent Comfort Zones, Variable Speed ECM, 3 Stages of Airflow for Heating, 2 Stages of Airflow for Cooling, Multi Position Installation, Hydronic Heating and DX Cooling Applications, ECM low speed is only 45% of maximum making for quiet single zone calls or continuous ventilation and filtration, Boiler Contacts, Pump Relay, Easy installation and Servicing, Bottom or Side Return, Compact Size.

VULCANO

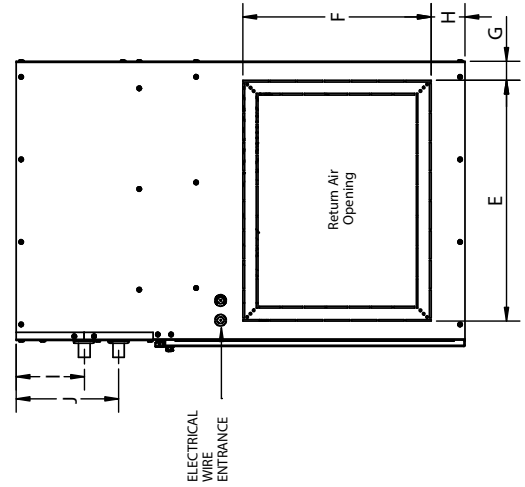
THS-50-ZHV High Velocity Air Handler Dimensional Drawing

PHYSICAL DATA (inches)											
Model	Overall Size W x D x H			Supply Air Opening Dia. Height		Return Air Opening (W x H)			Pipe Distance from top		
	A	B	C	D		E	F	G	H	J	
THS-50-ZHV	17	17	34	zones 1&2 = 8		14	14.25	1.54	2.56	5.15	7.75

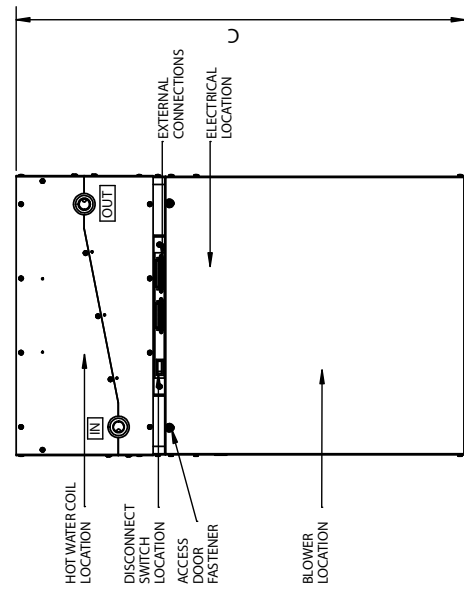


TOP VIEW

ISOMETRIC VIEW



SIDE VIEW



FRONT VIEW